

Document No.: MP3 CD Burn Magic Help Document

MP3 CD Burn Magic

AudioEditMagic Soft Development Team

<http://www.mp3editmagic.com>

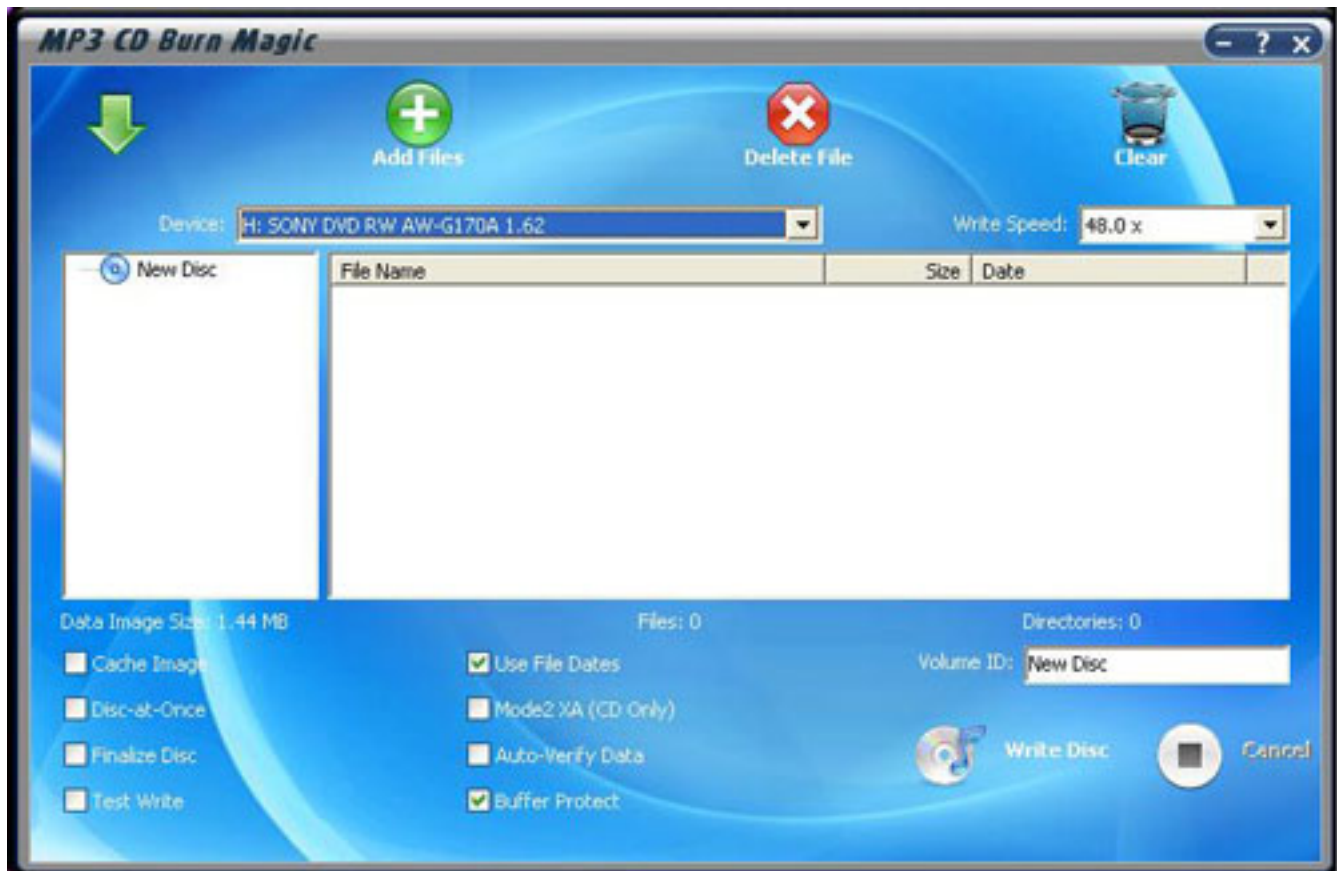
Pages Order

Introduction	Pages 3
How to buy	Pages 4-5
How to use	Pages 6-10
FAQs	Pages 11-12
Copyright	Pages 13
Company Information	Pages 14
Appendix	Pages 15

Introduction

Are you too busy to fiddle with that complicated software bundled with your burner? **MP3 CD Burn Magic** "The Simple Way" is really easy to use.

Need to take your music to your car? Use it to make CDs from your MP3 files. The simplest software to use and pays for itself.



See also:

[How to proceed](#)

[How to burn](#)

How to buy MP3 CD Burn Magic

As soon as you make your order, our resellers will verify it. Your order will most likely be processed within 1 hour, but in some VERY rare cases it may take resellers more than 24 hours to process your payment.

The registration key will be automatically generated at our server and e-mailed to you immediately after we receive payment confirmation from our e-commerce reseller.

Please do not worry if you haven't received the registration information right away. Delays usually occur due to the high security settings of spam filters used by our clients. Our message may be rejected as a spam message by the mail service you use.

If you haven't got the registration message within several hours, feel free to contact our [Support Team](#) via email.

If you have questions concerning our software, please send e-mail to: support@mp3editmagic.com. **We always do our best to help you!**



Buy Now

Why MP3 CD Burn Magic?

Save Time

- a. It is outstanding in **music burning**.
- b. The **easy-to-use interface** helps you to catch on to the system quickly.

Save Money

- a. It is your one-way ticket to music burning.
- b. **30-day money-back** guarantee if you are not satisfied with it!

Easy-to-use

With step-by-step manual, whether you are an experienced user or a beginner, the software will make the task of burning audio files a breeze!

What will you have after purchase?

Full version of MP3 CD Burn Magic

Fun in unlimited audio burning.

We are pleased to offer our care to meet your needs. We promise that any customer question will be satisfied within 1 business day!

Is my order secure?

As we have for year, we promise the most secure purchase.

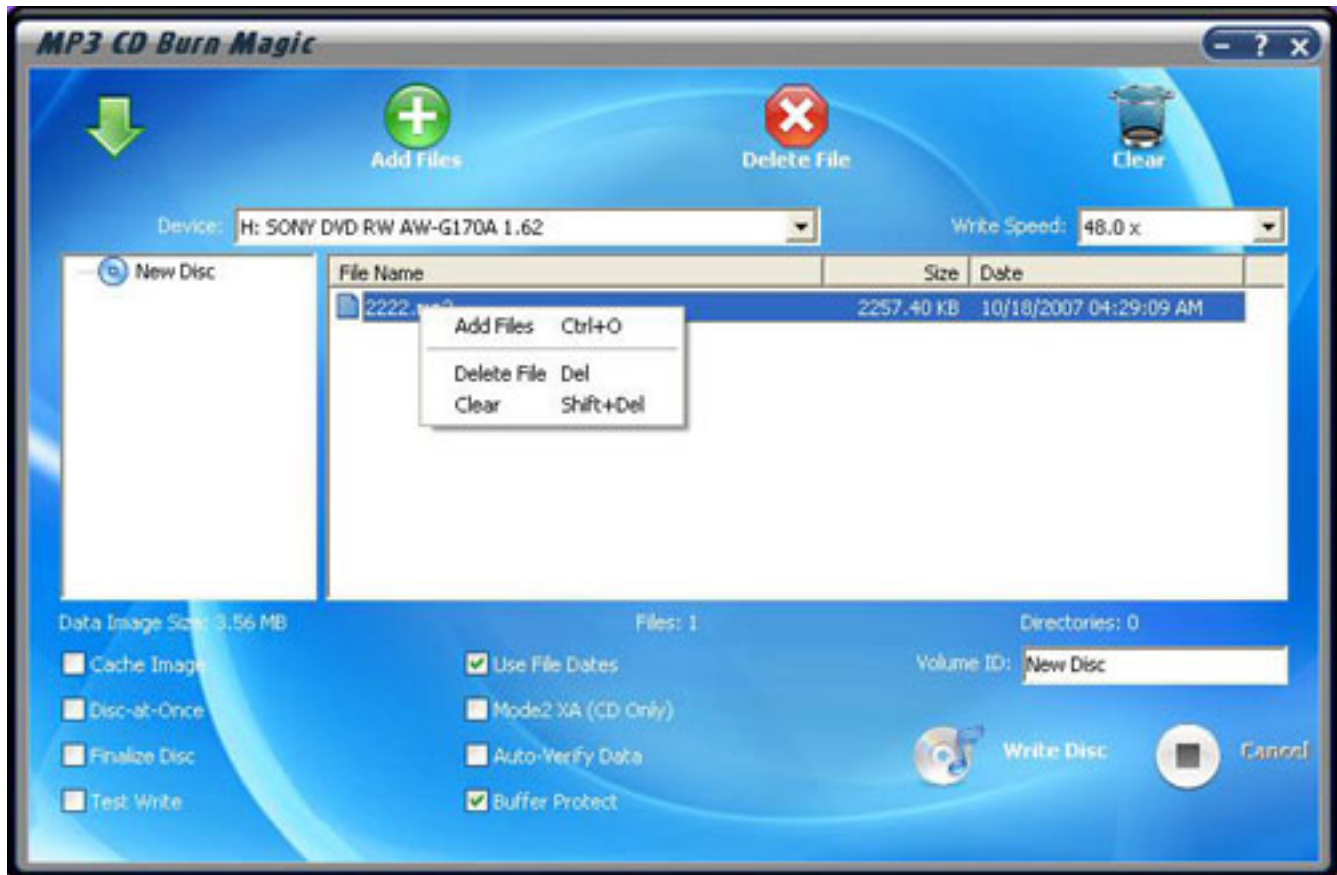
[ShareIt](#) and [RegNow](#), all these AudioEditMagic Soft Development Team partners passed strict certification. We truly believe in 'Only by benefiting our customer can we benefit ourselves'. So your purchase security in AudioEditMagic Soft Development Team is our top priority! AudioEditMagic Soft Development Team has been involved in E-commerce for years. And through these years, we built up a secure online shopping system. You can enjoy the high-speed and convenience we offer.

MP3 CD Burn Magic

How to burn

How to burn?

Let's start burning files step by step:



➤ Add/ Delete Files

Click "**Add Files**" button (or right-click existing files in the two files list), add audio files to the list.

Select listed files, click **Delete File (Del)** to delete selected file(s), and click **Clear** to delete all listed files.

➤ Burning Setting

Device: Select desired writing device.

Write Speed: Select writing speed.

Write Option: Eight options available. Just check the boxes to perform corresponding operations when writing.

- **Cache File Local** -- Check the box to cache your files prior to writing.

- **Disc-at-once**-- Check the box to perform DAO mode when burning; uncheck the box to perform TAO mode when burning.

awTAO: Disc is written in Track-at-Once mode and disc is Closed

awDAO: Disc is written in any valid Disc-at-Once mode and disc is finalized (closed).

- **Test mode** -- Check the box to make the writing process in Test mode.

- **Finalize Disc**-- Check the box to close/finalize the disc. (Ignored for Disc-at-Once)

- **Use File Dates**-- Check the box to use today's date or the last modification. A Data item's date can also be altered directly.

- **Mode2 XA (CD Only)**-- Check the box to enable/disable Mode2XA. (Advanced)

- **Auto Verify Data**-- Check the box to verify files before burning.

- **Buffer protect** --Check the box to set the buffer protection.

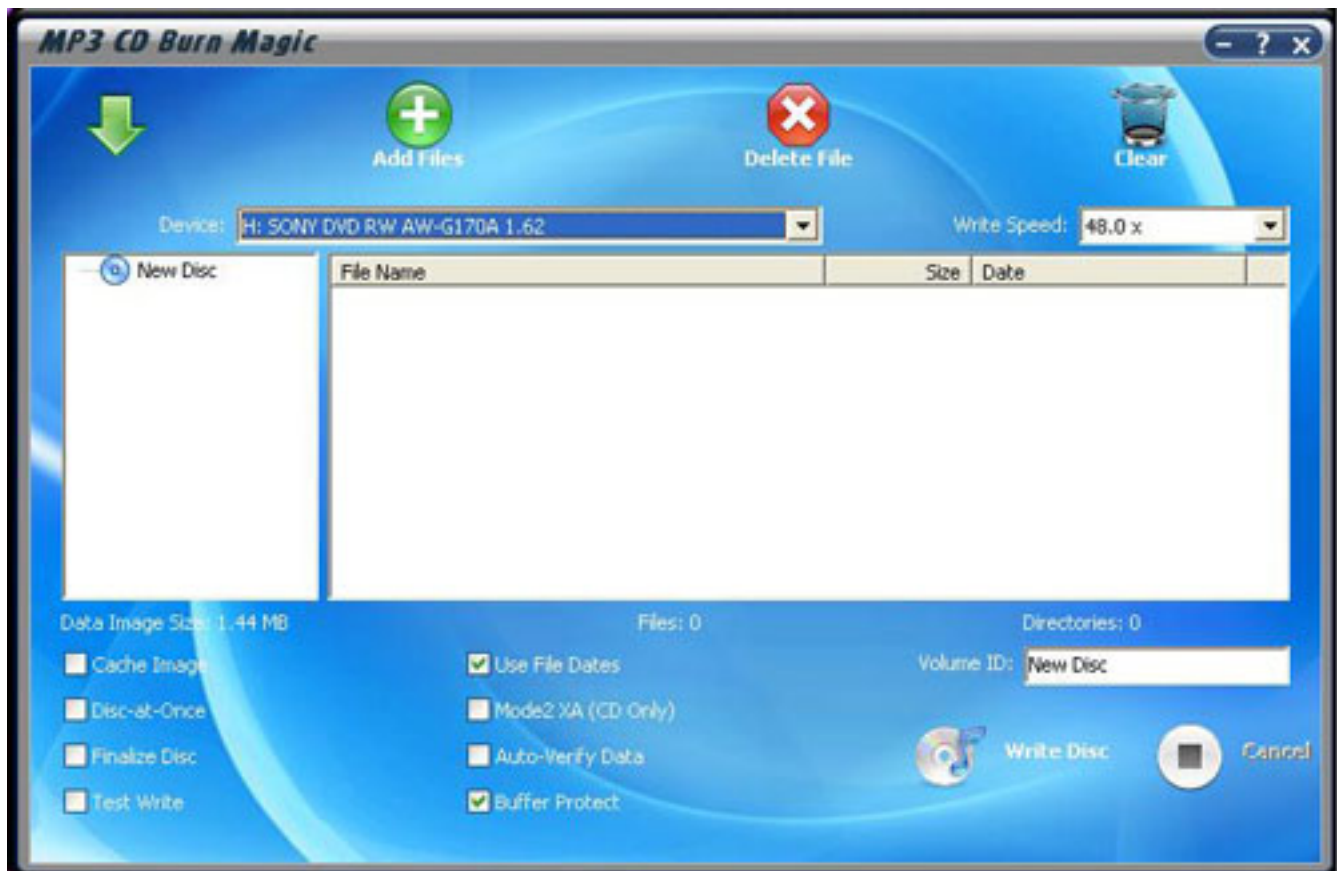
Burning

Click "**Write Disc**" to start burning task.

MP3 CD Burn Magic

How to proceed


How to proceed



➤ **Move Down Icon:** Select operation of burning process in the pop up dialog:

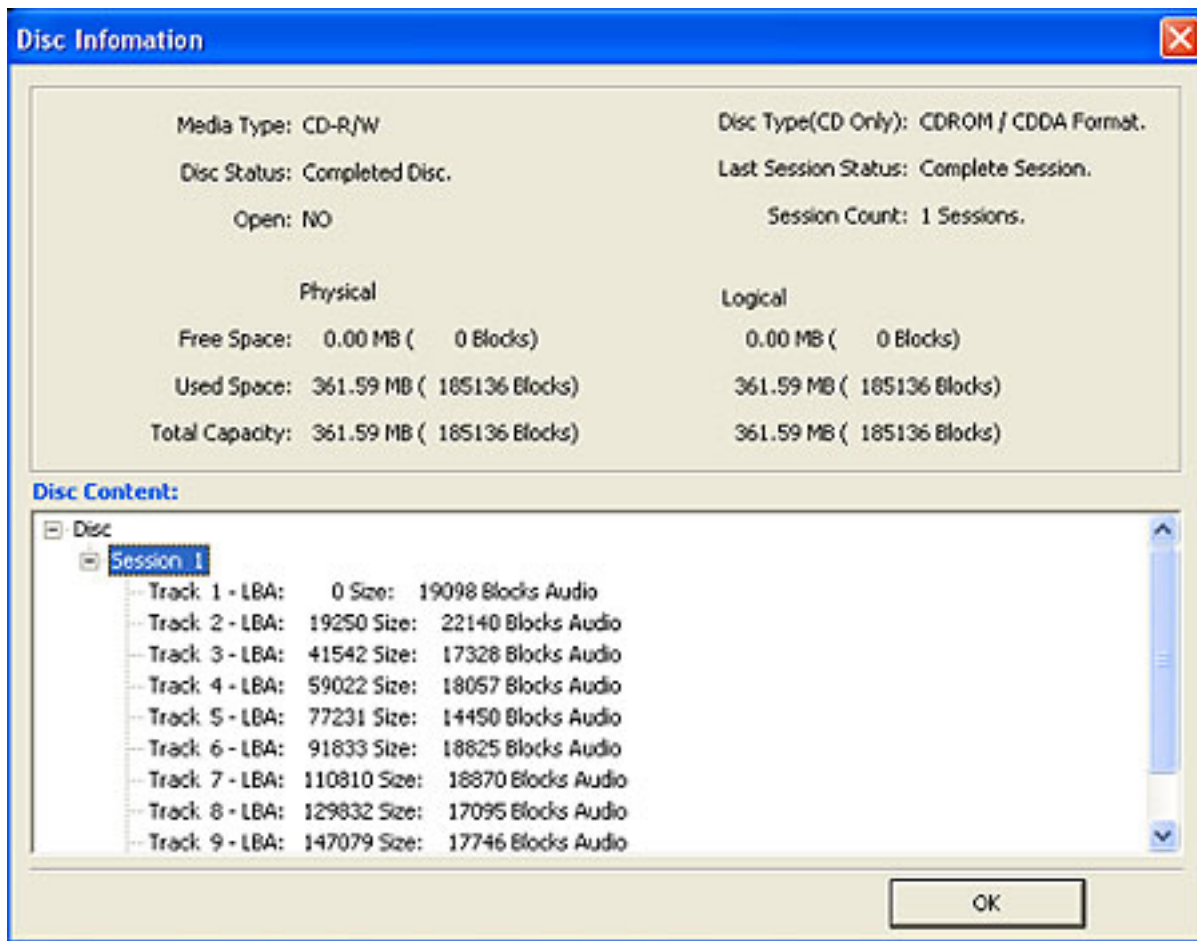


Save Image As ISO File: Save current listed files as ISO file.

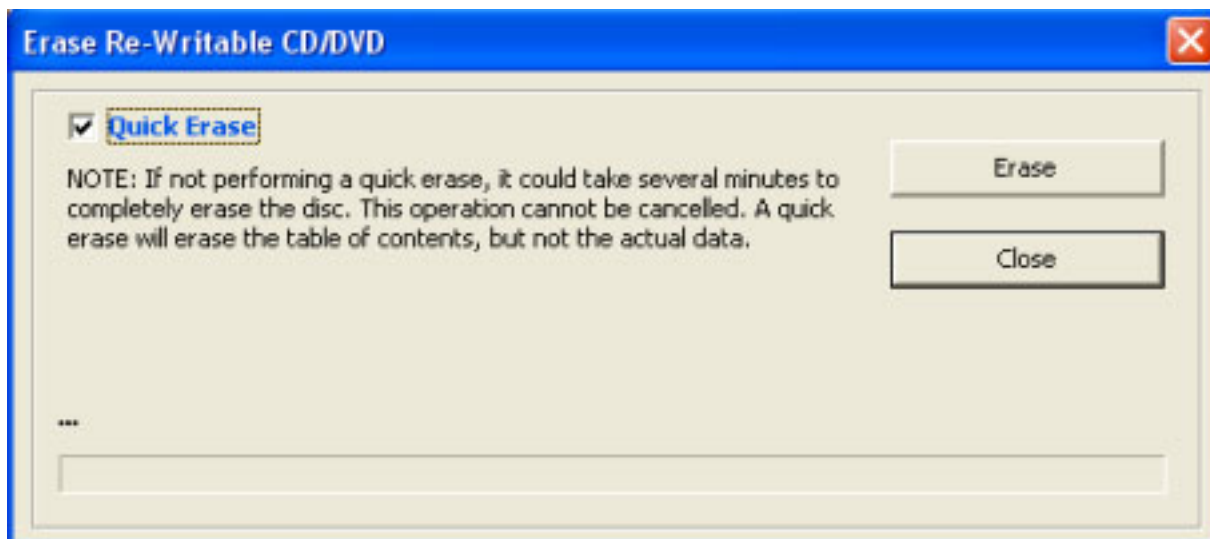
 Hypothetical CD-ROM is required if you are able to open all ISO files.

Write Disc From ISO File: Write ISO files.

Disc Information: Display detailed information of the disc:




Erase Disc: Erase the hard disc quickly.



Eject: Eject disk.

- **Add Files:** Add files to burn them on CD later.
- **Delete File:** Delete unwanted files before burning
- **Clear:** Delete all listed files.
- **Check box :** Click a check box to perform corresponding options.

 **Volume ID:** New Disc (Default). It enables you to rename the disc.

Frequently asked questions

Click on the question in the list below, to jump directly to the answer:

[What audio formats are supported?](#)

[Is the online order secure?](#)

[What is Disc-At-Once?](#)

[How many songs can be added?](#)

[How to install MP3 CD Burn Magic?](#)

[What's the system requirements?](#)

Q: What are the supported audio formats?

A: MP3 CD Burn Magic supports MP3, ISO files.

[TOP](#)

Q: Is the online order secure?

A: Yes, we use the online ordering services provided by Element5, which is a famous leading shareware ordering service company. You can click [here](#) to get more information.

[TOP](#)

Q: What is Disc-At-Once?

A: DAO is a method of writing CDs in which one or more tracks are written in a single operation, and the CD is closed, without ever turning off the writing laser. MP3 CD burner writes MP3 in DAO mode, it is supported automatically.

Q: How many songs can be added?

A: MP3 CD Burn Magic has not limit the quantity of song can be added, but depends on the hard disc size you inserted.

[TOP](#)

Q: How to install MP3 CD Burn Magic?

A: Before the installation, please see System Requirements first to make sure that your PC meets the conditions. Find the setup package you have downloaded from the website. It's an exe file, double click it to run it, then follow the prompts to finish the installation procedure. After the installation, there is a shortcut created on the desktop and under the programs group, see it from "Start > All Programs > MP3 CD Burn Magic.

[TOP](#)

Q: What're the system requirements?

A: To use MP3 CD Burn Magic, your computer must meet the following conditions:

- A CDs burner.
- Intel or AMD or compatible processors at 1000 MHz minimum
- RAM 128 megabytes (MB)
- Minimum 100 MB of free hard disk space
- Administrative permissions are required
- Sound Card

[TOP](#)

Copyrights

You are not required to pay copyright fees to artists or other copyright owners when you make copies for private use of recordings you already own.

You are required to pay copyright fees to artists or other copyright owners if you sell copies to others or make copies available to others in any other way. You are also required to pay copyright fees to artists or other copyright owners if you make copies of recordings you do not already own.

About AudioEditMagic Soft Development Team

**Take the lead in multimedia;
Create a Colorful Life!**

AudioEditMagic Soft Development Team was founded in 2000 and is located in the foothills of the Yosemite Valley. In Jan 2002, we officially became AudioEditMagic Soft Development Team, Inc.

AudioEditMagic Soft Development Team's mission is to create high quality, intuitive and powerful software. We value diligence, creativity and innovation. To ensure maximum customer satisfaction, we provide multiple levels of support and availability.

Contact Us

For Customers

Email:

English: support@mp3editmagic.com

Tel:

+1 952 646-5022 (for calls from outside the U.S.)

+1,800,406 4966 (for calls from inside the U.S.)

MP3 CD Burn Magic

Product ID: 300224296



We always do our best to answer your question!

For Partners

support@mp3editmagic.com

'We benefit together with our partners in a win-win model - the AudioEditMagic Soft Development Team Business Model, and we love to talk about creating with you.



<http://www.mp3editmagic.com>

MP3 format

MP3 files contain perceptually encoded sound data.

The frequencies that humans cannot perceive are removed, although some audio purists say they can tell the difference between a high bit-rate MP3 and a Wave file.

A typical MP3 is 10 times smaller than an equivalent WAV file.

MP3 files usually end with mp3, mp1 or mp2 file extensions.

.MP3

.MP2

.MP1